

# EARLY ENTRY SAW

## GORILLA GCT8

# FORZA



Model	EESF8
Engine	Honda GX200
Max Blade Size	8" (200mm)
Cutting Depth	2" (50mm)
Weight	57 kg

### Gorilla GCT8 Early Entry Saw

The Gorilla GCT8 is a premium early entry saw which raises the bar for dustless early entry concrete saws. Built in the USA, the GCT8 answers the common issues of current early entry saws. The heavy duty steel frame runs on wider wheels with heavy duty bearings for greater stability and accuracy. The 8" blade can cut up to 50mm deep and can be quickly and easily changed with the tools housed on the machine.

Operator comfort has also been taken into consideration with the 7 point adjustable control handle. Unlike early entry saws, the GCT8 features a depth control lever that can be locked off at any depth and the heavy duty front and rear blade pointers make for an accurate cut, every time.


# EARLY ENTRY SAW

## GORILLA GCT8

# FORZA


### 8" Blade - 50mm Cut Depth

The 8" blades are manufactured to our specification in Australia. Available for Medium, Hard and Very hard concrete mixes.




### Easy Blade Change

The GCT8 features a integrated tool holder on the handle of the saw. The two tools make changing the blade quick and easy. The housing simply unscrews by hand allowing access to the blade nut and blade.



### Heavy duty blade pointers

A common complaint on other early entry saws is the inaccuracy of the blade guides. The Gorilla saw has a heavy duty steel blade guide at the front and another at the rear, making alignment quick and simple.



### Dustless Cutting

The integrated vacuum port allows for simple connection of a dust extractor to remove the dust generated by cutting.



P: 1300 255 266  
E: sales@allcongroup.com.au  
W: allcongroup.com.au